

LED Auxiliary Lights - Model TS4000

PRODUCT INFORMATION

Description	12-24V ECE LED High Beam with Chrome Inner Bezel & Pedestal Mount - 2 Light Kit
Height	177.80 mm / 7 in
Width	177.80 mm / 7 in
Depth	99.06 mm / 3.9 in
Shape	Round
Outer Lens Material	Polycarbonate
Outer Lens Color	Clear
Housing Material	Aluminum
Housing Color	Black
Bezel Color	Chrome
Mounting Hardware Description	(x1) 3/8"-16 x UNC
Mounting Type	U Bracket
Minimum Operating Temperature	-40 °C / -40 °F
Maximum Operating Temperature	65 °C / 149 °F
Connector or Wiring	Integral Deutsch DT04-2P
Mating Connector	DT06-2S
Product Weight	6.40 lbs / 2.9 kgs
Shipping Weight	7.20 lbs / 3.27 kgs



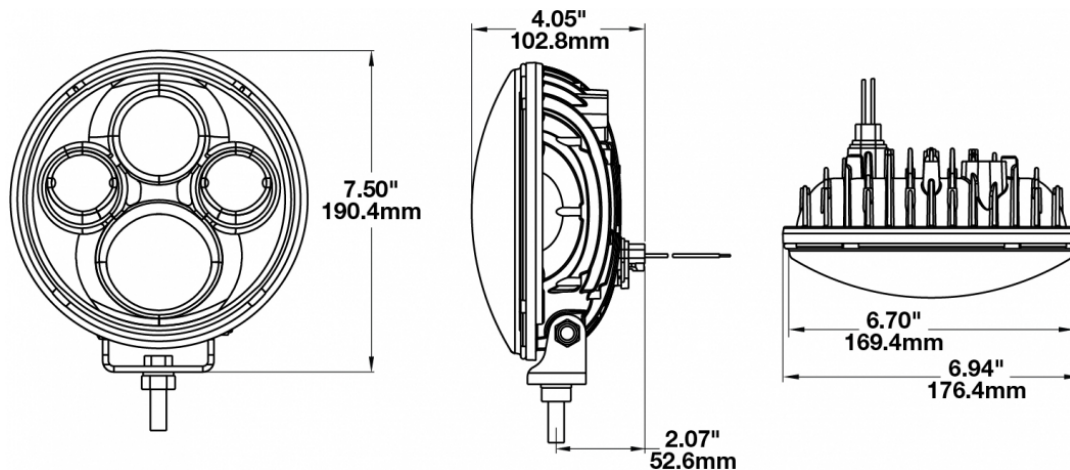
Print date: 2020-04-24

© 2020 J.W. Speaker Corporation • Germantown, WI U.S.A.
www.jwspeaker.com • speaker@jwspeaker.com • 262.251.6660

J.W. SPEAKER®
Engineered. Lighting. Solutions.

LED Auxiliary Lights - Model TS4000

PRODUCT DIMENSIONS



ELECTRICAL SPECIFICATIONS

Input Voltage	12-24V DC
Operating Voltage	9-32V DC
Black Wire	Ground
Red Wire	Positive
Current Draw	3.4A @ 12V DC 1.6A @ 24V DC

REGULATORY STANDARDS COMPLIANCE



Buy America Standards
Eco Friendly

ECE Reg 112
IEC IP67

Print date: 2020-04-24

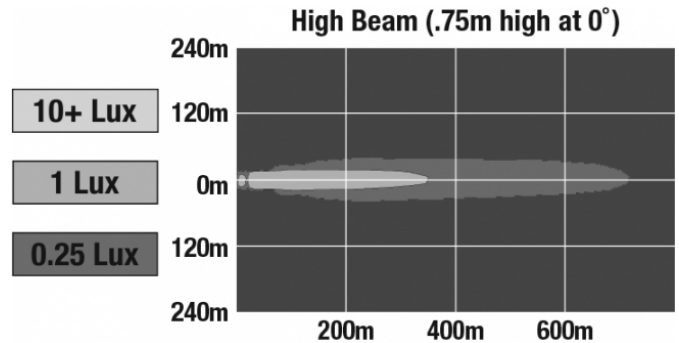
© 2020 J.W. Speaker Corporation • Germantown, WI U.S.A.
www.jwspeaker.com • speaker@jwspeaker.com • 262.251.6660

J.W. SPEAKER®
Engineered. Lighting. Solutions.


LED Auxiliary Lights - Model TS4000

PHOTOMETRIC SPECIFICATIONS

Raw Lumen Output	4,160 (High Beam)
Effective Lumen Output	1,820 (High Beam)
Candela Output	133,000
Nominal LED Color Temperature	5000 K
Beam Pattern(s)	Forward Lighting - Driving Forward Lighting - High Beam (ECE)



APPLICATIONS



PRODUCT WARNINGS

For California residents:

⚠ **WARNING:** Cancer and reproductive harm - www.P65Warnings.ca.gov.

⚠ **AVERTISSEMENT:** Cancer et effet nocif sur la reproduction - www.P65Warnings.ca.gov.

Print date: 2020-04-24

© 2020 J.W. Speaker Corporation • Germantown, WI U.S.A.
www.jwspeaker.com • speaker@jwspeaker.com • 262.251.6660

J.W. SPEAKER®
 Engineered. Lighting. Solutions.

LED Auxiliary Lights - Model TS4000

RELATED PRODUCTS



Part Number
0551121

12-24V ECE LED High
Beam with Chrome
Inner Bezel & Pedestal
Mount



Part Number
0551693

12-24V ECE LED High
Beam with Black Inner
Bezel & Pedestal
Mount - 2 Light Kit